
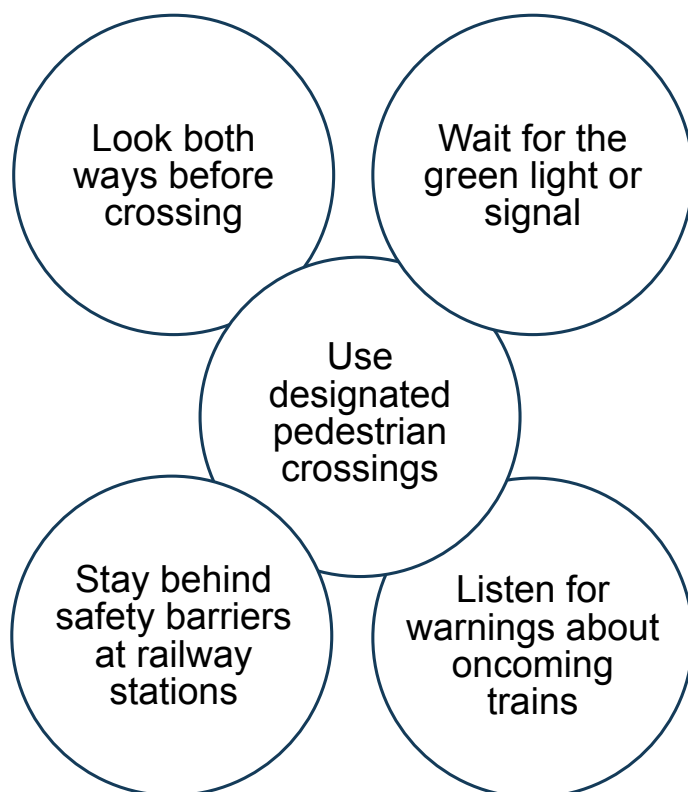


Travel safety procedures

1. Role-play safety scenarios

Let's practise safety procedures through role-play!


Find a partner and take turns acting out how to follow safety steps for crossing roads, and using bus stops or railways.



2. Create a safety poster

Design a poster highlighting how to keep safe around the road, at bus stops and railway stations, and near railway tracks. Use illustrations and short captions to explain each safety rule. Here are some ideas:

- Always hold an adult's hand when crossing the road.
- Look right, left, and right again before crossing.
- Stay behind the yellow line when you are waiting for a train.
- Never play on the railway tracks.
- Use pedestrian crossings whenever possible.



When you think about how you travel to school, which safety rule is most important for you to know and use?

Kia mataara!
What procedures
help us to stay
safe?

