



Crossing the road safely

1. Draw lines to match the safety tips with their pictures.
Then colour in the pictures.

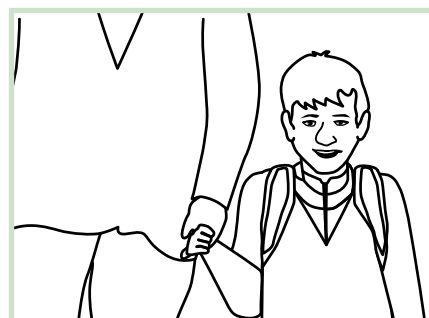
Look right, left,
then right again
and listen for cars
before crossing.



Hold an adult's
hand when crossing
the road.



Wait for the crossing
light to turn green
before you cross.



Use the pedestrian
crossing when you cross
the road. Stop and wait
if a car is coming.



2. Circle the correct action for each situation:

A car is coming. What should you do?


- a) Run across the road quickly. b) Stop and wait.

What should you do before you cross the road?

- a) Look at the ground. b) Look right, left, then right again and listen for cars.

You're at a crossing with lights. What does a green light mean?

- a) Go. b) Stop.



Kia tūpato!
How do we
cross the road
safely?

Why is it important to always stop and look before crossing the road?

Whose hand do you usually hold when crossing the road?

How do you know when it is safe to cross the road?

Crossing the road safely helps us avoid accidents and stay safe. We don't want to get hurt by cars or other vehicles.